



October Block of the Month
DUTCHMAN'S PUZZLE

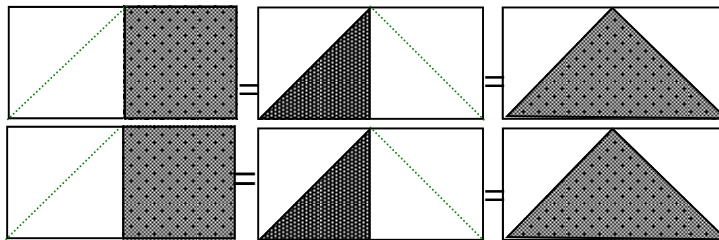


12 1/2" Unfinished


Preparing the Pieces and Sewing



Colors, 1,2,3 and 4: cut 3 1/2" x 13" strips, then cut rectangles 6 1/2" x 3 1/2" of all 4 colors. Color 5 is your background. Cut 3 1/2" x 28" strips into eight 3 1/2" squares.



For EACH of the Color rectangles—place a Color 5 square, right sides together aligned on top of one end. Mark the diagonal on the wrong side and SEW on that line. Cut off the excess and press seam allowances towards triangle, then sew another square on the opposite end in the same manner. You will need four of these of each color.



*Christmas year
 around sampler
 quilt.
 6 fabrics of 3/4
 yard of light,
 medium and dark*

To piece the block, sew two of these new rectangle units together, as shown. Make four of these units and then piece them, first as rows, and then sew the two rows together to make your block.