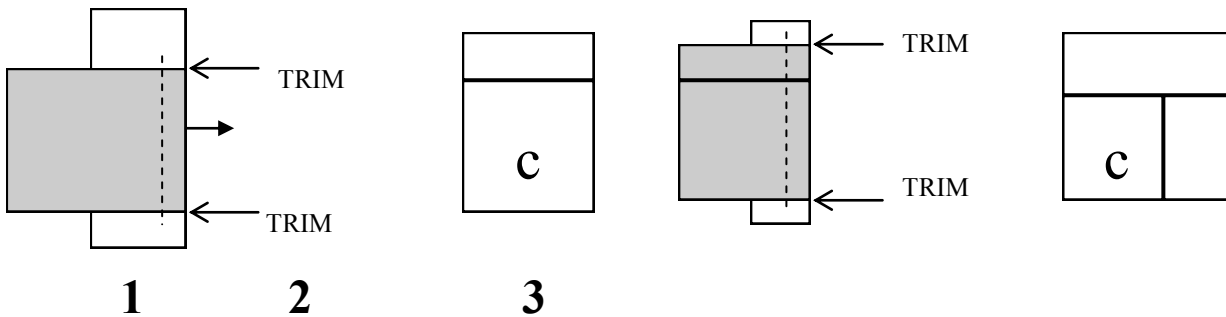
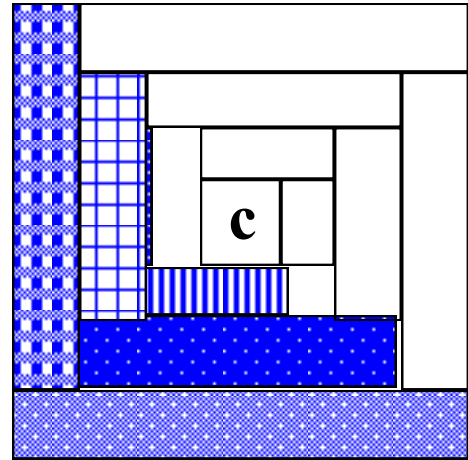
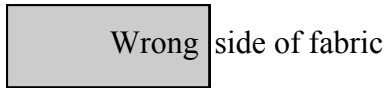


LOG CABIN BLOCK (12 INCH)

CUT:—3-1/2 inch for center (C)

CUT—2 inch strips of lights and darks



Using strip of first light (1) sew center square with scant 1/4 inch seam. Sew right sides together. (2) Trim light strip even with sides of center square. (3) Press seam away from center square. Then with last added strip at the top, sew to next strip of first light. Trim. Press outwards. With last added strip on top, sew to first dark. Continue around the square until you have used three lights twice, and three darks twice.

